

Date: May 07, 2020

BSE Limited

**Corporate Relation Department
Phiroze Jeejeebhoy Towers
Dalal Street
Mumbai- 400001**

Subject: Compliance with Regulation 31(1)(b) of the SEBI (Listing Obligations & Disclosure Requirements), 2015.

Scrip Code: 514394

Dear Sir,


Please find enclosed herewith shareholding pattern in the prescribed format for the fourth quarter ended on 31st March 2020 in compliance with Regulation 31(1) (b) of SEBI (Listing Obligations & Disclosure Requirements), 2015.

Kindly take the information on records.

Thanking You

Yours Faithfully

For ATLAS Jewellery India Limited



**(Chandan Mahapatra)
Company Secretary & CFO**

Encl: As Above

Table - I Summary Statement holding of specified securities as on 31st March, 2020

Jrty	Category of Shareholder (II)	No of Shareholders (III)	No. of fully paid Equity Share Held (IV)	No. of Partly Paid Equity Shares Held (V)	No. of shares underlying Depository Receipts (VI)	Total Nos. Shares Held (VII) = (IV)+(V)+(VI)	Shareholding as a % of total no of Shares (calculated as per SCRR 1957) (VIII) as a % of (A+B+C2)	Number of Voting Rights held in each class of securities (IX)			No of shares underlying outstanding convertible securities (including warrants) (X)	Shareholding as a % assuming full conversions of convertible securities (as a % of diluted equity capital) (XI)=(VII)+(X)	No. of Locked in Shares (XII)		No of Shares pledged or otherwise encumbered (XIII)		No of Equity Shares Held in Dematerialized form (XIV)	
								No. of Voting Rights					Total as a % of (A+B+C)	No. (a)	As a % of total shares held (b)	No. (a)		As a % of total shares held (b)
								Class X	Class Y	Total								
	Promoter & Promoter Group	2	50000100	0	0	50000100	49.67	50000100	0	50000100	49.67	0	0.00	0	0	500000000		
(A)	Public	5921	50654433	0	0	50654433	50.33	50654433	0	50654433	50.33	0	0.00	0	0	49597626		
(B)	Non Promoter - Non Public	0	0	0	0	0	0.00	0	0	0.00	0.00	0	0.00	0	0	0		
(C)	Shares Underlying DRS	0	0	0	0	0	0.00	0	0	0.00	0.00	0	0.00	0	0	0		
(C1)	Share Held By Employees	0	0	0	0	0	0.00	0	0	0.00	0.00	0	0.00	0	0	0		
(C2)	Trusts	0	0	0	0	0	0.00	0	0	0.00	0.00	0	0.00	0	0	0		
	Total	5923	100654533	0	0	100654533	100.00	100654533	0	100654533	100.00	0	0.00	0	0	99597626		




ATLAS
Totalled by MCA 21

Table II - Statement showing shareholding pattern of the Promoter and Promoter Group as on 31st March 2020

Category & Name of the Shareholder (I)		PAN (II)	No. of Shareho lders (III)	No. of fully paid Equity Share Held (IV)	No. Of Partly Paid Equity Shares Held (V)	No. Of shares underlying Depository Receipts (VI)	Total Nos. Shares Held (VII) = (IV)+(V)+(VI)	Shareholding as a % of total no of Shares (calculated as per SCRR 1957 (VIII) As a % of (A+B+C2)	No. of Voting Rights held in each class of securities (IX)			Total as a % of (A+B+C)	No. of shares underlying outstandi ng convertibl e securities (including warrants) (X)	Shareholding as a % assuming full conversions of convertible securities (as a % of diluted equity capital) (XI)=(VII)+(X) as a % of (A+B+C2)	No. of Locked in Shares (XII)		No. of Shares pledged or otherwise encumbered (XIII)	No. of Equity Shares Held in Dematerializ ed form (XIV)	
									Class X	Class Y	Total					No. (a) of total shares held (b)	No. (a) of total shares held (b)		
Indian																			
Individual/Hindu Undivided Family			0	0	0	0	0	0.00	0	0	0	0.00	0	0.00	0	0.00	0	0	0
Central Govt/State Govt/ President Of			0	0	0	0	0	0.00	0	0	0	0.00	0	0.00	0	0.00	0	0	0
State			0	0	0	0	0	0.00	0	0	0	0.00	0	0.00	0	0.00	0	0	0
financial institutions			0	0	0	0	0	0.00	0	0	0	0.00	0	0.00	0	0.00	0	0	0
any other			0	0	0	0	0	0.00	0	0	0	0.00	0	0.00	0	0.00	0	0	0
body Corporates			2	50000100	0	0	50000100	49.67	50000100	0	50000100	49.67	0	49.67	0	0.00	0	0	500000000
Atlas Jewellery Pvt Ltd	AAGCA8260K		1	100	0	0	100	0.00	100	0	100	0.00	0	0.00	0	0.00	0	0	0
MAFPL ALL Open Offer Escrow			1	500000000	0	0	500000000	49.67	500000000	0	500000000	49.67	0	49.67	0	0.00	0	0	500000000
Account	AAACGS890R		1	500000000	0	0	500000000	49.67	500000000	0	500000000	49.67	0	49.67	0	0.00	0	0	500000000
Sub - Total (A) (1)			2	50000100	0	0	50000100	49.67	50000100	0	50000100	49.67	0	49.67	0	0.00	0	0	500000000
Foreign																			
Individual (Non Resident Individuals/ Foreign Individual)			0	0	0	0	0	0.00	0	0	0	0.00	0	0.00	0	0.00	0	0	0
Government			0	0	0	0	0	0.00	0	0	0	0.00	0	0.00	0	0.00	0	0	0
Institutions			0	0	0	0	0	0.00	0	0	0	0.00	0	0.00	0	0.00	0	0	0
Foreign Portfolio Investors			0	0	0	0	0	0.00	0	0	0	0.00	0	0.00	0	0.00	0	0	0
any Other			0	0	0	0	0	0.00	0	0	0	0.00	0	0.00	0	0.00	0	0	0
Sub - Total (A) (2)			0	0	0	0	0	0.00	0	0	0	0.00	0	0.00	0	0.00	0	0	0
Total Shareholding of Promoter and Promoter Group (A) = (A)(1)+(A)(2)			2	50000100	0	0	50000100	49.67	50000100	0	50000100	49.67	0	49.67	0	0.00	0	0	500000000

Footnote (1) PAN would not be displayed on website of Stock Exchanges.

(2) The term "Prominence" has the same meaning as assigned under regulation 28(3) of SEBI (Substantial Acquisition of Shares and Takeovers) Regulations, 2011



ATLAS

Table - III: Statement showing shareholding pattern of the Public shareholding as on 31st March, 2020

Category & Name of the Shareholder (I)	PAN (II)	No. of Shareholders (III)	No. of fully paid Equity Share Held (IV)	No. of Partly paid Equity Shares (V)	No. of Shares underlying Depository Receipts (VI)	Total Nos. (VII) = (IV)+(V)+(VI)	Shareholding as a % of total no. of Shares (calculated as per SCRR 1957) (VIII) As a % of (A+B+C2)	No. of Voting Rights held in each class of securities (IX)			Total as a % of (A+B+C)	No. of shares underlying outstanding convertible securities (including warrants) (X)	Shareholding as a % assuming full conversions of convertible securities (as a % of diluted equity capital) (XD)=(VII)+(X) as a % of (A+B+C2)	No. of Locked in Shares (XII)		No. of Shares pledged or otherwise encumbered (XIII)		No. of Equity Shares Held in Dematerial ized form (XIV)
								No. of Voting Rights						No. (a) As a % of total shares held (b)	No. (a) As a % of total shares held (b)			
								Class X	Class Y	Total								
Institutions																		
Mutual Funds		0	0	0	0	0	0.00	0	0	0	0.00	0	0.00	0	0	0	0	0
Venture Capital Funds		0	0	0	0	0	0.00	0	0	0	0.00	0	0.00	0	0	0	0	0
Alternate Investment Funds		0	0	0	0	0	0.00	0	0	0	0.00	0	0.00	0	0	0	0	0
Foreign Venture Capital Investors		0	0	0	0	0	0.00	0	0	0	0.00	0	0.00	0	0	0	0	0
Foreign Portfolio Investors		0	0	0	0	0	0.00	0	0	0	0.00	0	0.00	0	0	0	0	0
Financial Institutions		0	0	0	0	0	0.00	0	0	0	0.00	0	0.00	0	0	0	0	0
Insurance Companies		0	0	0	0	0	0.00	0	0	0	0.00	0	0.00	0	0	0	0	0
Provident Funds/ Pension Fund		0	0	0	0	0	0.00	0	0	0	0.00	0	0.00	0	0	0	0	0
Any other		0	0	0	0	0	0.00	0	0	0	0.00	0	0.00	0	0	0	0	0
Sub-total (B)(1)		0	0	0	0	0	0.00	0	0	0	0.00	0	0.00	0	0	0	0	0
Central Govt./State Govt./ President of India		1	200	0	0	200	0.00	200	0	200	0.00	0	0.00	0	0	0	0	200
Sub-total (B)(2)		1	200	0	0	200	0.00	200	0	200	0.00	0	0.00	0	0	0	0	200
Non-institutions																		
1) Individual-Holding Norm. Val. upto Rs.2 lakhs		5683	2824082	0	0	2824082	2.81	2824082	0	2824082	2.81	0	2.81	0	0	0	0	1885475
2) Individual-Holding Norm. Val. greater than Rs.2 lakhs		20	1112507	0	0	1112507	1.11	1112507	0	1112507	1.11	0	1.11	0	0	0	0	1053107
NBFC Registered With RBI		0	0	0	0	0	0.00	0	0	0	0.00	0	0.00	0	0	0	0	0
Employees Trust		0	0	0	0	0	0.00	0	0	0	0.00	0	0.00	0	0	0	0	0
Overseas Depository Holding DRs		0	0	0	0	0	0.00	0	0	0	0.00	0	0.00	0	0	0	0	0
Any Other		217	46717644	0	0	46717644	46.41	46717644	0	46717644	46.41	0	46.41	0	0	0	0	46658844
3 body Corporates		30	142818	0	0	142818	0.14	142818	0	142818	0.14	0	0.14	0	0	0	0	117318
Clearing Member		1	212	0	0	212	0.00	212	0	212	0.00	0	0.00	0	0	0	0	212
NRI		142	87474	0	0	87474	0.08	87474	0	87474	0.08	0	0.08	0	0	0	0	56574
TIF		29	35707	0	0	35707	0.03	35707	0	35707	0.03	0	0.03	0	0	0	0	35407
3SOP/ESOP/ESPS		11	2100	0	0	2100	0.01	2100	0	2100	0.01	0	0.01	0	0	0	0	0
Overseas Corporate Bodies		4	46449333	0	0	46449333	46.15	46449333	0	46449333	46.15	0	46.15	0	0	0	0	46449333
AI Jurana Precious Metals And Bullions (FZE)	AALCA9 21SF	1	9655168	0	0	9655168	9.59	9655168	0	9655168	9.59	0	9.59	0	0	0	0	9655168
AI Layyah General Trading (FZE)	AALCA9 216G	1	12188737	0	0	12188737	12.11	12188737	0	12188737	12.11	0	12.11	0	0	0	0	12188737
AI Maraja Precious Metal And Bullions (FZE)	AALCA9 216G	1	12494680	0	0	12494680	12.41	12494680	0	12494680	12.41	0	12.41	0	0	0	0	12494680
Mumbai General Trading (FZE)	AALCA9 216G	1	12110748	0	0	12110748	12.03	12110748	0	12110748	12.03	0	12.03	0	0	0	0	12110748
Sub-total (B)(3)		5920	50654233	0	0	50654233	50.32	50654233	0	50654233	50.32	0	50.32	0	0	0	0	49597426
Total Public Shareholding		5921	50654433	0	0	50654433	50.33	50654433	0	50654433	50.33	0	50.33	0	0	0	0	49597626

Note: (1) PAN would not be displayed on website of Stock Exchange(s)

(2) The above format needs to be disclosed along with the name of following persons: Institutions/Non Institutions holding more than 1% of total number of shares.

(3) W.r.t. the information pertaining to Depository Receipts, the same may be disclosed in the respective columns to the extent information available and the balance to be disclosed as held by custodian




Table - IV Statement showing shareholding pattern of the Non Promoter - Non Public shareholder as on 31st March 2020

Category & Name of the Shareholder (I)	PAN (II)	No. of Shares of fully paid up Equity Shares Held (III)	No. of Partly Paid up Equity Shares Held (IV)	No. of Depository Receipts (V)	Total Nos. Shares Held (VI) = (III)+(IV)+(V)	Shareholding as a % of total no of Shares (calculated as per SCRR 1957) (VII) As a % of (A+B+C2)	No. of Voting Rights held in each class of securities (IX)			No of shares underlying outstanding convertible securities (including warrants) (X)	Shareholding as a % assuming full conversions of convertible securities (as a % of diluted equity capital) (XI)=(VII)+(X) as a % of (A+B+C2)	No. of Locked in Shares (XII)		No of Shares pledged or otherwise encumbered (XIII)		No of Equity Shares Held in Dematerialized form (XIV)
							Class X	Class Y	Total			No. (a)	As a % of total shares held (b)	No. (a)	As a % of total shares held (b)	
Custodian/DR Holder		0	0	0	0	0	0	0	0	0	0	0	0	N.A.	0	0
Names of DR Holders		0	0	0	0	0	0	0	0	0	0	0	0	N.A.	0	0
Employees Benefit Trust (under SEBI Based employees benefit Regulation 2014)		0	0	0	0	0	0	0	0	0	0	0	0	N.A.	0	0
Names		0	0	0	0	0	0	0	0	0	0	0	0	N.A.	0	0
Total Non-Promoter Non Public shareholding C = C1+C2		0	0	0	0	0	0	0	0	0	0	0	0	N.A.	0	0

